



Universidad Tecnológica Minera de Zimapán HIDALGO

Estado del Ejercicio del Presupuesto de Egresos por Capítulo del Gasto Al 30/sep./2024

Usr: finanzas
Rep: rptEstadoPresupuestoEgresos

Fecha y hora de Impresión | 18/oct./2024
10:10 a. m.

Objeto del Gasto	Aprobado	Ampliaciones / (Reducciones)	Presupuesto Vigente	Comprometido	Presupuesto Disponible para Comprometer	Devengado	Comprometido No Devengado	Presupuesto Sin Devengar	Ejercido	Pagado	Cuentas por Pagar Deuda
100000 SERVICIOS PERSONALES	\$6,218,388.00	\$9,412,624.00	\$15,631,012.00	\$8,927,062.17	\$6,703,949.83	\$8,927,062.17	\$0.00	\$6,703,949.83	\$8,927,062.17	\$8,691,222.09	\$235,840.08
110000 Remuneraciones al personal de carácter permanente	\$3,731,351.00	\$6,359,361.60	\$10,090,712.60	\$6,487,140.41	\$3,603,572.19	\$6,487,140.41	\$0.00	\$3,603,572.19	\$6,487,140.41	\$6,487,140.41	\$0.00
113000 Sueldos base al personal permanente	\$3,731,351.00	\$6,359,361.60	\$10,090,712.60	\$6,487,140.41	\$3,603,572.19	\$6,487,140.41	\$0.00	\$3,603,572.19	\$6,487,140.41	\$6,487,140.41	\$0.00
113001 Sueldos	\$3,731,351.00	\$6,359,361.60	\$10,090,712.60	\$6,487,140.41	\$3,603,572.19	\$6,487,140.41	\$0.00	\$3,603,572.19	\$6,487,140.41	\$6,487,140.41	\$0.00
130000 Remuneraciones adicionales y especiales	\$1,215,090.00	\$1,131,486.30	\$2,346,576.30	\$392,944.91	\$1,953,631.39	\$392,944.91	\$0.00	\$1,953,631.39	\$392,944.91	\$392,944.91	\$0.00
132000 Primas de vacaciones, dominical y gratificación de fin de	\$1,143,596.00	\$1,045,980.30	\$2,189,576.30	\$299,044.59	\$1,890,531.71	\$299,044.59	\$0.00	\$1,890,531.71	\$299,044.59	\$299,044.59	\$0.00
132001 Prima de Vacaciones y Dominical	\$196,931.00	\$336,636.56	\$533,567.56	\$287,661.69	\$245,905.87	\$287,661.69	\$0.00	\$245,905.87	\$287,661.69	\$287,661.69	\$0.00
132002 Gratificación Anual	\$946,665.00	\$709,343.74	\$1,656,009.74	\$11,382.90	\$1,644,625.84	\$11,382.90	\$0.00	\$1,644,625.84	\$11,382.90	\$11,382.90	\$0.00
134000 Compensaciones	\$71,494.00	\$85,506.00	\$157,000.00	\$93,900.32	\$63,099.68	\$93,900.32	\$0.00	\$63,099.68	\$93,900.32	\$93,900.32	\$0.00
134009 Compensación por Adquisición de Material Didáctico	\$71,494.00	\$85,506.00	\$157,000.00	\$93,900.32	\$63,099.68	\$93,900.32	\$0.00	\$63,099.68	\$93,900.32	\$93,900.32	\$0.00
140000 Seguridad Social	\$867,741.00	\$1,583,939.60	\$2,451,680.60	\$1,607,421.87	\$844,258.73	\$1,607,421.87	\$0.00	\$844,258.73	\$1,607,421.87	\$1,371,581.79	\$235,840.08
141000 Aportaciones de seguridad social	\$534,916.00	\$1,031,977.32	\$1,566,893.32	\$1,031,711.93	\$535,181.39	\$1,031,711.93	\$0.00	\$535,181.39	\$1,031,711.93	\$880,896.16	\$150,815.77
141002 Aportaciones al IMSS	\$344,778.00	\$627,766.12	\$972,544.12	\$609,245.40	\$363,298.72	\$609,245.40	\$0.00	\$363,298.72	\$609,245.40	\$520,779.49	\$88,465.91
141004 Aportaciones al Seguro de Cesantía en Edad Avanzada y	\$190,138.00	\$404,211.20	\$594,349.20	\$422,466.53	\$171,882.67	\$422,466.53	\$0.00	\$171,882.67	\$422,466.53	\$360,116.67	\$62,349.86
142000 Aportaciones a fondos de vivienda	\$236,626.00	\$394,763.14	\$631,389.14	\$413,000.18	\$218,388.96	\$413,000.18	\$0.00	\$218,388.96	\$413,000.18	\$351,855.49	\$61,144.69
142002 Aportaciones a la INFONAVIT	\$236,626.00	\$394,763.14	\$631,389.14	\$413,000.18	\$218,388.96	\$413,000.18	\$0.00	\$218,388.96	\$413,000.18	\$351,855.49	\$61,144.69
143000 Aportaciones al sistema para el retiro	\$96,199.00	\$157,199.14	\$253,398.14	\$162,709.76	\$90,688.38	\$162,709.76	\$0.00	\$90,688.38	\$162,709.76	\$138,830.14	\$23,879.62
143001 Aportaciones al S.A.R.	\$96,199.00	\$157,199.14	\$253,398.14	\$162,709.76	\$90,688.38	\$162,709.76	\$0.00	\$90,688.38	\$162,709.76	\$138,830.14	\$23,879.62
150000 Otras prestaciones sociales y económicas	\$344,952.00	\$354,592.00	\$699,544.00	\$423,907.04	\$275,636.96	\$423,907.04	\$0.00	\$275,636.96	\$423,907.04	\$423,907.04	\$0.00
154000 Prestaciones contractuales	\$10,500.00	-\$3,500.00	\$7,000.00	\$0.00	\$7,000.00	\$0.00	\$0.00	\$7,000.00	\$0.00	\$0.00	\$0.00
154004 Ayuda para Útiles Escolares	\$10,500.00	-\$3,500.00	\$7,000.00	\$0.00	\$7,000.00	\$0.00	\$0.00	\$7,000.00	\$0.00	\$0.00	\$0.00
159000 Otras prestaciones sociales y económicas	\$334,452.00	\$358,092.00	\$692,544.00	\$423,907.04	\$268,636.96	\$423,907.04	\$0.00	\$268,636.96	\$423,907.04	\$423,907.04	\$0.00
159002 Otras Prestaciones	\$334,452.00	\$358,092.00	\$692,544.00	\$423,907.04	\$268,636.96	\$423,907.04	\$0.00	\$268,636.96	\$423,907.04	\$423,907.04	\$0.00
160000 Previsiones	\$50,000.00	-\$24,998.00	\$25,002.00	\$0.00	\$25,002.00	\$0.00	\$0.00	\$25,002.00	\$0.00	\$0.00	\$0.00
161000 Previsiones de carácter laboral, económica y de seguridad	\$50,000.00	-\$24,998.00	\$25,002.00	\$0.00	\$25,002.00	\$0.00	\$0.00	\$25,002.00	\$0.00	\$0.00	\$0.00
161001 Provisiones sobre remuneraciones	\$50,000.00	-\$24,998.00	\$25,002.00	\$0.00	\$25,002.00	\$0.00	\$0.00	\$25,002.00	\$0.00	\$0.00	\$0.00
170000 Pago de estímulos a servidores públicos	\$9,254.00	\$8,242.50	\$17,496.50	\$15,647.94	\$1,848.56	\$15,647.94	\$0.00	\$1,848.56	\$15,647.94	\$15,647.94	\$0.00
171000 Estímulos	\$9,254.00	\$8,242.50	\$17,496.50	\$15,647.94	\$1,848.56	\$15,647.94	\$0.00	\$1,848.56	\$15,647.94	\$15,647.94	\$0.00
171001 Estímulos	\$9,254.00	\$8,242.50	\$17,496.50	\$15,647.94	\$1,848.56	\$15,647.94	\$0.00	\$1,848.56	\$15,647.94	\$15,647.94	\$0.00
200000 MATERIALES Y SUMINISTROS	\$666,112.00	\$300,468.63	\$966,580.63	\$735,788.61	\$230,792.02	\$735,788.61	\$0.00	\$230,792.02	\$735,788.61	\$735,788.61	\$0.00
210000 Materiales de administración, emisión de documentos	\$231,973.00	\$210,628.85	\$442,601.85	\$336,180.08	\$104,421.77	\$336,180.08	\$0.00	\$104,421.77	\$336,180.08	\$336,180.08	\$0.00
211000 Materiales, útiles y equipos menores de oficina	\$91,288.00	\$86,235.84	\$177,523.84	\$121,908.80	\$55,615.04	\$121,908.80	\$0.00	\$55,615.04	\$121,908.80	\$121,908.80	\$0.00
211001 Material de Oficina	\$47,500.00	\$26,634.00	\$74,134.00	\$34,134.00	\$40,000.00	\$34,134.00	\$0.00	\$40,000.00	\$34,134.00	\$34,134.00	\$0.00
211002 Gastos de Oficina	\$22,245.00	\$38,058.46	\$60,303.46	\$49,507.46	\$10,796.00	\$49,507.46	\$0.00	\$10,796.00	\$49,507.46	\$49,507.46	\$0.00
211003 Muebles de oficina, estantería y equipo de administración	\$21,543.00	\$21,543.38	\$43,086.38	\$38,267.34	\$4,819.04	\$38,267.34	\$0.00	\$4,819.04	\$38,267.34	\$38,267.34	\$0.00

Universidad Tecnológica Minera de Zimapán HIDALGO

Estado del Ejercicio del Presupuesto de Egresos por Capítulo del Gasto Al 30/sep./2024

Usr: finanzas
Rep: rptEstadoPresupuestoEgresos

Fecha y hora de Impresión | 18/oct./2024
10:10 a. m.

Objeto del Gasto	Aprobado	Ampliaciones / (Reducciones)	Presupuesto Vigente	Comprometido	Presupuesto Disponible para Comprometer	Devengado	Comprometido No Devengado	Presupuesto Sin Devengar	Ejercido	Pagado	Cuentas por Pagar Deuda
214000 Materiales, útiles y equipos menores de tecnologías de la	\$14,450.00	\$17,078.24	\$31,528.24	\$22,122.24	\$9,406.00	\$22,122.24	\$0.00	\$9,406.00	\$22,122.24	\$22,122.24	\$0.00
214001 Material para Bienes Informáticos	\$14,450.00	\$17,078.24	\$31,528.24	\$22,122.24	\$9,406.00	\$22,122.24	\$0.00	\$9,406.00	\$22,122.24	\$22,122.24	\$0.00
216000 Material de limpieza	\$49,250.00	\$81,545.64	\$130,795.64	\$105,795.64	\$25,000.00	\$105,795.64	\$0.00	\$25,000.00	\$105,795.64	\$105,795.64	\$0.00
216001 Material de Limpieza	\$49,250.00	\$81,545.64	\$130,795.64	\$105,795.64	\$25,000.00	\$105,795.64	\$0.00	\$25,000.00	\$105,795.64	\$105,795.64	\$0.00
217000 Materiales y útiles de enseñanza	\$67,985.00	\$34,769.13	\$102,754.13	\$88,353.40	\$14,400.73	\$88,353.40	\$0.00	\$14,400.73	\$88,353.40	\$88,353.40	\$0.00
217001 Material Didáctico	\$67,985.00	\$34,769.13	\$102,754.13	\$88,353.40	\$14,400.73	\$88,353.40	\$0.00	\$14,400.73	\$88,353.40	\$88,353.40	\$0.00
218000 Materiales para el registro e identificación de bienes y per	\$9,000.00	-\$9,000.00	\$0.00	\$0.00	\$0.00	\$0.00	\$0.00	\$0.00	\$0.00	\$0.00	\$0.00
218002 Identificadores e Iconos de señalización	\$9,000.00	-\$9,000.00	\$0.00	\$0.00	\$0.00	\$0.00	\$0.00	\$0.00	\$0.00	\$0.00	\$0.00
220000 Alimentos y utensilios	\$18,450.00	\$13,066.60	\$31,516.60	\$24,616.60	\$6,900.00	\$24,616.60	\$0.00	\$6,900.00	\$24,616.60	\$24,616.60	\$0.00
221000 Productos alimenticios para personas	\$18,450.00	\$13,066.60	\$31,516.60	\$24,616.60	\$6,900.00	\$24,616.60	\$0.00	\$6,900.00	\$24,616.60	\$24,616.60	\$0.00
221001 Alimentación de Personas	\$18,450.00	\$12,546.22	\$30,996.22	\$24,096.22	\$6,900.00	\$24,096.22	\$0.00	\$6,900.00	\$24,096.22	\$24,096.22	\$0.00
221007 Productos Alimenticios	\$0.00	\$520.38	\$520.38	\$520.38	\$0.00	\$520.38	\$0.00	\$0.00	\$520.38	\$520.38	\$0.00
230000 Materias primas y materiales de producción y comerci	\$0.00	\$4,502.92	\$4,502.92	\$4,502.92	\$0.00	\$4,502.92	\$0.00	\$0.00	\$4,502.92	\$4,502.92	\$0.00
232000 Insumos textiles adquiridos como materia prima	\$0.00	\$4,502.92	\$4,502.92	\$4,502.92	\$0.00	\$4,502.92	\$0.00	\$0.00	\$4,502.92	\$4,502.92	\$0.00
232001 Insumos textiles	\$0.00	\$4,502.92	\$4,502.92	\$4,502.92	\$0.00	\$4,502.92	\$0.00	\$0.00	\$4,502.92	\$4,502.92	\$0.00
240000 Materiales y artículos de construcción y de reparación	\$95,971.00	\$39,802.88	\$135,773.88	\$102,638.88	\$33,135.00	\$102,638.88	\$0.00	\$33,135.00	\$102,638.88	\$102,638.88	\$0.00
241000 Productos minerales no metálicos	\$3,500.00	\$0.00	\$3,500.00	\$0.00	\$3,500.00	\$0.00	\$0.00	\$3,500.00	\$0.00	\$0.00	\$0.00
241001 Productos minerales no metálicos	\$3,500.00	\$0.00	\$3,500.00	\$0.00	\$3,500.00	\$0.00	\$0.00	\$3,500.00	\$0.00	\$0.00	\$0.00
242000 Cemento y productos de concreto	\$3,300.00	\$10,566.00	\$13,866.00	\$11,844.00	\$2,022.00	\$11,844.00	\$0.00	\$2,022.00	\$11,844.00	\$11,844.00	\$0.00
242001 Cemento y productos de concreto	\$3,300.00	\$10,566.00	\$13,866.00	\$11,844.00	\$2,022.00	\$11,844.00	\$0.00	\$2,022.00	\$11,844.00	\$11,844.00	\$0.00
243000 Cal, yeso y productos de yeso	\$0.00	\$540.00	\$540.00	\$540.00	\$0.00	\$540.00	\$0.00	\$0.00	\$540.00	\$540.00	\$0.00
243001 Cal, yeso y productos de yeso	\$0.00	\$540.00	\$540.00	\$540.00	\$0.00	\$540.00	\$0.00	\$0.00	\$540.00	\$540.00	\$0.00
244000 Madera y productos de madera	\$2,500.00	\$2,500.00	\$5,000.00	\$0.00	\$5,000.00	\$0.00	\$0.00	\$5,000.00	\$0.00	\$0.00	\$0.00
244001 Madera y productos de madera	\$2,500.00	\$2,500.00	\$5,000.00	\$0.00	\$5,000.00	\$0.00	\$0.00	\$5,000.00	\$0.00	\$0.00	\$0.00
245000 Vidrio y productos de vidrio	\$650.00	\$650.00	\$1,300.00	\$0.00	\$1,300.00	\$0.00	\$0.00	\$1,300.00	\$0.00	\$0.00	\$0.00
245001 Vidrio y productos de vidrio	\$650.00	\$650.00	\$1,300.00	\$0.00	\$1,300.00	\$0.00	\$0.00	\$1,300.00	\$0.00	\$0.00	\$0.00
246000 Material eléctrico y electrónico	\$25,021.00	\$47,088.00	\$72,109.00	\$55,796.00	\$16,313.00	\$55,796.00	\$0.00	\$16,313.00	\$55,796.00	\$55,796.00	\$0.00
246001 Material Eléctrico	\$25,021.00	\$47,088.00	\$72,109.00	\$55,796.00	\$16,313.00	\$55,796.00	\$0.00	\$16,313.00	\$55,796.00	\$55,796.00	\$0.00
247000 Artículos metálicos para la construcción	\$3,000.00	\$7,644.96	\$10,644.96	\$10,644.96	\$0.00	\$10,644.96	\$0.00	\$0.00	\$10,644.96	\$10,644.96	\$0.00
247001 Artículos metálicos para la construcción	\$3,000.00	\$7,644.96	\$10,644.96	\$10,644.96	\$0.00	\$10,644.96	\$0.00	\$0.00	\$10,644.96	\$10,644.96	\$0.00
248000 Materiales complementarios	\$15,000.00	-\$10,000.00	\$5,000.00	\$0.00	\$5,000.00	\$0.00	\$0.00	\$5,000.00	\$0.00	\$0.00	\$0.00
248001 Materiales complementarios	\$15,000.00	-\$10,000.00	\$5,000.00	\$0.00	\$5,000.00	\$0.00	\$0.00	\$5,000.00	\$0.00	\$0.00	\$0.00
249000 Otros materiales y artículos de construcción y reparación	\$43,000.00	-\$19,186.28	\$23,813.72	\$23,813.72	\$0.00	\$23,813.72	\$0.00	\$0.00	\$23,813.72	\$23,813.72	\$0.00
249001 Otros materiales y artículos de construcción y reparación	\$43,000.00	-\$19,186.28	\$23,813.72	\$23,813.72	\$0.00	\$23,813.72	\$0.00	\$0.00	\$23,813.72	\$23,813.72	\$0.00
250000 Productos químicos, farmacéuticos y de laboratorio	\$38,800.00	\$2,371.64	\$41,171.64	\$32,541.23	\$8,630.41	\$32,541.23	\$0.00	\$8,630.41	\$32,541.23	\$32,541.23	\$0.00

Objeto del Gasto	Aprobado	Ampliaciones / (Reducciones)	Presupuesto Vigente	Comprometido	Presupuesto Disponible para Comprometer	Devengado	Comprometido No Devengado	Presupuesto Sin Devengar	Ejercido	Pagado	Cuentas por Pagar Deuda	
251000	Productos químicos básicos	\$26,000.00	\$0.00	\$26,000.00	\$25,669.59	\$330.41	\$25,669.59	\$0.00	\$330.41	\$25,669.59	\$25,669.59	\$0.00
251001	Sustancias Químicas	\$26,000.00	\$0.00	\$26,000.00	\$25,669.59	\$330.41	\$25,669.59	\$0.00	\$330.41	\$25,669.59	\$25,669.59	\$0.00
252000	Fertilizantes, pesticidas y otros agroquímicos	\$0.00	\$216.00	\$216.00	\$216.00	\$0.00	\$216.00	\$0.00	\$0.00	\$216.00	\$216.00	\$0.00
252001	Plaguicidas, Abonos y Fertilizantes	\$0.00	\$216.00	\$216.00	\$216.00	\$0.00	\$216.00	\$0.00	\$0.00	\$216.00	\$216.00	\$0.00
253000	Medicinas y productos farmacéuticos	\$6,000.00	\$37.97	\$6,037.97	\$3,037.97	\$3,000.00	\$3,037.97	\$0.00	\$3,000.00	\$3,037.97	\$3,037.97	\$0.00
253001	Medicinas y Productos Farmacéuticos	\$6,000.00	\$37.97	\$6,037.97	\$3,037.97	\$3,000.00	\$3,037.97	\$0.00	\$3,000.00	\$3,037.97	\$3,037.97	\$0.00
254000	Materiales, accesorios y suministros médicos	\$5,000.00	\$0.01	\$5,000.01	\$2,500.01	\$2,500.00	\$2,500.01	\$0.00	\$2,500.00	\$2,500.01	\$2,500.01	\$0.00
254001	Materiales y Suministros Médicos	\$5,000.00	\$0.01	\$5,000.01	\$2,500.01	\$2,500.00	\$2,500.01	\$0.00	\$2,500.00	\$2,500.01	\$2,500.01	\$0.00
255000	Materiales, accesorios y suministros de laboratorio	\$1,000.00	\$1,000.00	\$2,000.00	\$0.00	\$2,000.00	\$0.00	\$0.00	\$2,000.00	\$0.00	\$0.00	\$0.00
255001	Materiales y Suministros de Laboratorio	\$1,000.00	\$1,000.00	\$2,000.00	\$0.00	\$2,000.00	\$0.00	\$0.00	\$2,000.00	\$0.00	\$0.00	\$0.00
256000	Fibras sintéticas, hules, plásticos y derivados	\$800.00	\$1,117.66	\$1,917.66	\$1,117.66	\$800.00	\$1,117.66	\$0.00	\$800.00	\$1,117.66	\$1,117.66	\$0.00
256001	Fibras sintéticas, hules, plásticos y derivados	\$800.00	\$1,117.66	\$1,917.66	\$1,117.66	\$800.00	\$1,117.66	\$0.00	\$800.00	\$1,117.66	\$1,117.66	\$0.00
260000	Combustibles, lubricantes y aditivos	\$101,618.00	\$40,872.34	\$142,490.34	\$128,238.86	\$14,251.48	\$128,238.86	\$0.00	\$14,251.48	\$128,238.86	\$128,238.86	\$0.00
261000	Combustibles, lubricantes y aditivos	\$101,618.00	\$40,872.34	\$142,490.34	\$128,238.86	\$14,251.48	\$128,238.86	\$0.00	\$14,251.48	\$128,238.86	\$128,238.86	\$0.00
261001	Combustibles y Lubricantes vehículos y equipos terrestre	\$101,618.00	\$40,872.34	\$142,490.34	\$128,238.86	\$14,251.48	\$128,238.86	\$0.00	\$14,251.48	\$128,238.86	\$128,238.86	\$0.00
270000	Vestuario, blancos, prendas de protección y artículos c	\$40,150.00	\$8,620.84	\$48,770.84	\$33,981.98	\$14,788.86	\$33,981.98	\$0.00	\$14,788.86	\$33,981.98	\$33,981.98	\$0.00
271000	Vestuario y uniformes	\$27,650.00	-\$3,553.16	\$24,096.84	\$14,674.00	\$9,422.84	\$14,674.00	\$0.00	\$9,422.84	\$14,674.00	\$14,674.00	\$0.00
271001	Vestuario, Uniformes	\$27,650.00	-\$3,553.16	\$24,096.84	\$14,674.00	\$9,422.84	\$14,674.00	\$0.00	\$9,422.84	\$14,674.00	\$14,674.00	\$0.00
272000	Prendas de seguridad y protección personal	\$5,000.00	\$5,000.00	\$10,000.00	\$4,633.98	\$5,366.02	\$4,633.98	\$0.00	\$5,366.02	\$4,633.98	\$4,633.98	\$0.00
272001	Prendas de Protección	\$5,000.00	\$5,000.00	\$10,000.00	\$4,633.98	\$5,366.02	\$4,633.98	\$0.00	\$5,366.02	\$4,633.98	\$4,633.98	\$0.00
273000	Artículos deportivos	\$7,500.00	\$7,174.00	\$14,674.00	\$14,674.00	\$0.00	\$14,674.00	\$0.00	\$0.00	\$14,674.00	\$14,674.00	\$0.00
273001	Artículos Deportivos	\$7,500.00	\$7,174.00	\$14,674.00	\$14,674.00	\$0.00	\$14,674.00	\$0.00	\$0.00	\$14,674.00	\$14,674.00	\$0.00
290000	Herramientas, refacciones y accesorios menores	\$139,150.00	-\$19,397.24	\$119,752.76	\$71,088.26	\$48,664.50	\$71,088.26	\$0.00	\$48,664.50	\$71,088.26	\$71,088.26	\$0.00
291000	Herramientas menores	\$92,750.00	-\$49,953.06	\$42,796.94	\$7,934.88	\$34,862.06	\$7,934.88	\$0.00	\$34,862.06	\$7,934.88	\$7,934.88	\$0.00
291001	Herramientas Menores	\$92,750.00	-\$49,953.06	\$42,796.94	\$7,934.88	\$34,862.06	\$7,934.88	\$0.00	\$34,862.06	\$7,934.88	\$7,934.88	\$0.00
292000	Refacciones y accesorios menores de edificios	\$2,500.00	-\$1,000.00	\$1,500.00	\$0.00	\$1,500.00	\$0.00	\$0.00	\$1,500.00	\$0.00	\$0.00	\$0.00
292001	Refacciones y accesorios menores de edificios	\$2,500.00	-\$1,000.00	\$1,500.00	\$0.00	\$1,500.00	\$0.00	\$0.00	\$1,500.00	\$0.00	\$0.00	\$0.00
293000	Refacciones y accesorios menores de mobiliario y equipo	\$5,000.00	\$5,000.00	\$10,000.00	\$0.00	\$10,000.00	\$0.00	\$0.00	\$10,000.00	\$0.00	\$0.00	\$0.00
293001	Refacciones y accesorios menores de mobiliario y equipo	\$5,000.00	\$5,000.00	\$10,000.00	\$0.00	\$10,000.00	\$0.00	\$0.00	\$10,000.00	\$0.00	\$0.00	\$0.00
294000	Refacciones y accesorios menores de equipo de cómput	\$32,400.00	\$11,027.44	\$43,427.44	\$41,125.00	\$2,302.44	\$41,125.00	\$0.00	\$2,302.44	\$41,125.00	\$41,125.00	\$0.00
294001	Refacciones y accesorios menores de equipo de cómput	\$32,400.00	\$11,027.44	\$43,427.44	\$41,125.00	\$2,302.44	\$41,125.00	\$0.00	\$2,302.44	\$41,125.00	\$41,125.00	\$0.00
296000	Refacciones y accesorios menores de equipo de transpor	\$6,500.00	\$12,977.88	\$19,477.88	\$19,477.88	\$0.00	\$19,477.88	\$0.00	\$0.00	\$19,477.88	\$19,477.88	\$0.00
296001	Refacciones	\$6,500.00	\$12,977.88	\$19,477.88	\$19,477.88	\$0.00	\$19,477.88	\$0.00	\$0.00	\$19,477.88	\$19,477.88	\$0.00
299000	Refacciones y accesorios menores otros bienes muebles	\$0.00	\$2,550.50	\$2,550.50	\$2,550.50	\$0.00	\$2,550.50	\$0.00	\$0.00	\$2,550.50	\$2,550.50	\$0.00
299001	Refacciones y accesorios menores otros bienes muebles	\$0.00	\$2,550.50	\$2,550.50	\$2,550.50	\$0.00	\$2,550.50	\$0.00	\$0.00	\$2,550.50	\$2,550.50	\$0.00

Universidad Tecnológica Minera de Zimapán HIDALGO

Estado del Ejercicio del Presupuesto de Egresos por Capítulo del Gasto Al 30/sep./2024

Usu: finanzas
Rep: rptEstadoPresupuestoEgresos

Fecha y hora de Impresión | 18/oct./2024
10:10 a. m.

Objeto del Gasto	Aprobado	Ampliaciones / (Reducciones)	Presupuesto Vigente	Comprometido	Presupuesto Disponibile para Comprometer	Devengado	Comprometido No Devengado	Presupuesto Sin Devengar	Ejercido	Pagado	Cuentas por Pagar Deuda
300000 SERVICIOS GENERALES	\$2,494,764.00	\$519,048.92	\$3,013,812.92	\$2,052,655.09	\$961,157.83	\$2,052,655.09	\$0.00	\$961,157.83	\$2,052,655.09	\$2,024,489.09	\$28,166.00
310000 Servicios básicos	\$331,300.00	\$91,084.85	\$422,384.85	\$338,483.47	\$83,901.38	\$338,483.47	\$0.00	\$83,901.38	\$338,483.47	\$338,483.47	\$0.00
311000 Energía eléctrica	\$12,500.00	\$96,048.00	\$108,548.00	\$105,048.00	\$3,500.00	\$105,048.00	\$0.00	\$3,500.00	\$105,048.00	\$105,048.00	\$0.00
311001 Servicio de Energía Eléctrica	\$12,500.00	\$96,048.00	\$108,548.00	\$105,048.00	\$3,500.00	\$105,048.00	\$0.00	\$3,500.00	\$105,048.00	\$105,048.00	\$0.00
312000 Gas	\$1,500.00	\$0.00	\$1,500.00	\$502.25	\$997.75	\$502.25	\$0.00	\$997.75	\$502.25	\$502.25	\$0.00
312001 Gas	\$1,500.00	\$0.00	\$1,500.00	\$502.25	\$997.75	\$502.25	\$0.00	\$997.75	\$502.25	\$502.25	\$0.00
313000 Agua	\$1,800.00	\$0.00	\$1,800.00	\$1,327.23	\$472.77	\$1,327.23	\$0.00	\$472.77	\$1,327.23	\$1,327.23	\$0.00
313001 Servicio de Agua	\$1,800.00	\$0.00	\$1,800.00	\$1,327.23	\$472.77	\$1,327.23	\$0.00	\$472.77	\$1,327.23	\$1,327.23	\$0.00
314000 Telefonía tradicional	\$3,000.00	\$0.00	\$3,000.00	\$2,100.00	\$900.00	\$2,100.00	\$0.00	\$900.00	\$2,100.00	\$2,100.00	\$0.00
314001 Servicio Telefónico Tradicional	\$3,000.00	\$0.00	\$3,000.00	\$2,100.00	\$900.00	\$2,100.00	\$0.00	\$900.00	\$2,100.00	\$2,100.00	\$0.00
317000 Servicios de acceso de Internet, redes y procesamiento d	\$306,000.00	\$5.99	\$306,005.99	\$229,505.99	\$76,500.00	\$229,505.99	\$0.00	\$76,500.00	\$229,505.99	\$229,505.99	\$0.00
317001 Servicios de Conducción de Señales Analógicas y Digital	\$306,000.00	\$5.99	\$306,005.99	\$229,505.99	\$76,500.00	\$229,505.99	\$0.00	\$76,500.00	\$229,505.99	\$229,505.99	\$0.00
318000 Servicios postales y telegráficos	\$6,500.00	-\$4,969.14	\$1,530.86	\$0.00	\$1,530.86	\$0.00	\$0.00	\$1,530.86	\$0.00	\$0.00	\$0.00
318001 Servicio Postal	\$6,500.00	-\$4,969.14	\$1,530.86	\$0.00	\$1,530.86	\$0.00	\$0.00	\$1,530.86	\$0.00	\$0.00	\$0.00
320000 Servicios de arrendamiento	\$223,850.00	\$110,993.61	\$334,843.61	\$220,984.13	\$113,859.48	\$220,984.13	\$0.00	\$113,859.48	\$220,984.13	\$220,984.13	\$0.00
322000 Arrendamiento de edificios	\$6,000.00	-\$6,000.00	\$0.00	\$0.00	\$0.00	\$0.00	\$0.00	\$0.00	\$0.00	\$0.00	\$0.00
322001 Arrendamiento de edificios	\$6,000.00	-\$6,000.00	\$0.00	\$0.00	\$0.00	\$0.00	\$0.00	\$0.00	\$0.00	\$0.00	\$0.00
323000 Arrendamiento de mobiliario y equipo de administración, c	\$33,600.00	-\$4,311.00	\$29,289.00	\$20,416.00	\$8,873.00	\$20,416.00	\$0.00	\$8,873.00	\$20,416.00	\$20,416.00	\$0.00
323002 Arrendamiento de Equipo de Fotocopiado	\$33,600.00	-\$4,311.00	\$29,289.00	\$20,416.00	\$8,873.00	\$20,416.00	\$0.00	\$8,873.00	\$20,416.00	\$20,416.00	\$0.00
325000 Arrendamiento de equipo de transporte	\$60,500.00	\$6,463.00	\$66,963.00	\$50,688.00	\$16,275.00	\$50,688.00	\$0.00	\$16,275.00	\$50,688.00	\$50,688.00	\$0.00
325001 Servicios de arrendamiento de vehículos y equipo de tran	\$60,500.00	\$6,463.00	\$66,963.00	\$50,688.00	\$16,275.00	\$50,688.00	\$0.00	\$16,275.00	\$50,688.00	\$50,688.00	\$0.00
327000 Arrendamiento de activos intangibles	\$103,750.00	\$111,895.61	\$215,645.61	\$136,134.13	\$79,511.48	\$136,134.13	\$0.00	\$79,511.48	\$136,134.13	\$136,134.13	\$0.00
327001 Arrendamiento de activos intangibles	\$103,750.00	\$111,895.61	\$215,645.61	\$136,134.13	\$79,511.48	\$136,134.13	\$0.00	\$79,511.48	\$136,134.13	\$136,134.13	\$0.00
329000 Otros arrendamientos	\$20,000.00	\$2,946.00	\$22,946.00	\$13,746.00	\$9,200.00	\$13,746.00	\$0.00	\$9,200.00	\$13,746.00	\$13,746.00	\$0.00
329001 Otros arrendamientos	\$20,000.00	\$2,946.00	\$22,946.00	\$13,746.00	\$9,200.00	\$13,746.00	\$0.00	\$9,200.00	\$13,746.00	\$13,746.00	\$0.00
330000 Servicios profesionales, científicos, técnicos y otros si	\$742,106.00	\$63,980.83	\$796,086.83	\$541,046.55	\$255,040.28	\$541,046.55	\$0.00	\$255,040.28	\$541,046.55	\$541,046.55	\$0.00
331000 Servicios legales, de contabilidad, auditoría y relacionado	\$146,500.00	\$37,500.00	\$184,000.00	\$79,513.36	\$104,486.64	\$79,513.36	\$0.00	\$104,486.64	\$79,513.36	\$79,513.36	\$0.00
331002 Servicios de contabilidad, auditoría y servicios relacionad	\$79,000.00	-\$5,000.00	\$74,000.00	\$0.00	\$74,000.00	\$0.00	\$0.00	\$74,000.00	\$0.00	\$0.00	\$0.00
331003 Servicios de Consultoría	\$67,500.00	\$42,500.00	\$110,000.00	\$79,513.36	\$30,486.64	\$79,513.36	\$0.00	\$30,486.64	\$79,513.36	\$79,513.36	\$0.00
334000 Servicios de capacitación	\$128,078.00	-\$37,468.07	\$90,609.93	\$64,694.29	\$25,915.64	\$64,694.29	\$0.00	\$25,915.64	\$64,694.29	\$64,694.29	\$0.00
334001 Capacitación	\$128,078.00	-\$37,468.07	\$90,609.93	\$64,694.29	\$25,915.64	\$64,694.29	\$0.00	\$25,915.64	\$64,694.29	\$64,694.29	\$0.00
336000 Servicios de apoyo administrativo, fotocopiado e impresió	\$31,560.00	\$16,366.88	\$47,926.88	\$43,792.88	\$4,134.00	\$43,792.88	\$0.00	\$4,134.00	\$43,792.88	\$43,792.88	\$0.00
336001 Servicios de apoyo administrativo, fotocopiado e impresió	\$9,310.00	\$16,866.88	\$26,176.88	\$23,086.88	\$3,090.00	\$23,086.88	\$0.00	\$3,090.00	\$23,086.88	\$23,086.88	\$0.00
336002 Formas valoradas	\$22,250.00	-\$500.00	\$21,750.00	\$20,706.00	\$1,044.00	\$20,706.00	\$0.00	\$1,044.00	\$20,706.00	\$20,706.00	\$0.00
338000 Servicios de vigilancia	\$408,000.00	-\$1,220.00	\$406,780.00	\$303,804.00	\$102,976.00	\$303,804.00	\$0.00	\$102,976.00	\$303,804.00	\$303,804.00	\$0.00

Universidad Tecnológica Minera de Zimapán HIDALGO

Estado del Ejercicio del Presupuesto de Egresos por Capítulo del Gasto Al 30/sep./2024

Usu: finanzas
Rep: rptEstadoPresupuestoEgresos

Fecha y hora de Impresión | 18/oct./2024
10:10 a. m.

Objeto del Gasto	Aprobado	Ampliaciones / (Reducciones)	Presupuesto Vigente	Comprometido	Presupuesto Disponible para Comprometer	Devengado	Comprometido No Devengado	Presupuesto Sin Devengar	Ejercido	Pagado	Cuentas por Pagar Deuda
338001 Servicios de Vigilancia	\$408,000.00	-\$1,220.00	\$406,780.00	\$303,804.00	\$102,976.00	\$303,804.00	\$0.00	\$102,976.00	\$303,804.00	\$303,804.00	\$0.00
339000 Servicios profesionales, científicos y técnicos integrales	\$27,968.00	\$38,802.02	\$66,770.02	\$49,242.02	\$17,528.00	\$49,242.02	\$0.00	\$17,528.00	\$49,242.02	\$49,242.02	\$0.00
339001 Estudios e Investigaciones	\$5,000.00	\$0.00	\$5,000.00	\$0.00	\$5,000.00	\$0.00	\$0.00	\$5,000.00	\$0.00	\$0.00	\$0.00
339003 Servicios Integrales	\$22,968.00	\$38,802.02	\$61,770.02	\$49,242.02	\$12,528.00	\$49,242.02	\$0.00	\$12,528.00	\$49,242.02	\$49,242.02	\$0.00
340000 Servicios financieros, bancarios y comerciales	\$104,050.00	\$20,791.32	\$124,841.32	\$39,041.32	\$85,800.00	\$39,041.32	\$0.00	\$85,800.00	\$39,041.32	\$39,041.32	\$0.00
345000 Seguro de bienes patrimoniales	\$104,050.00	\$20,791.32	\$124,841.32	\$39,041.32	\$85,800.00	\$39,041.32	\$0.00	\$85,800.00	\$39,041.32	\$39,041.32	\$0.00
345001 Seguros	\$18,250.00	\$20,791.32	\$39,041.32	\$39,041.32	\$0.00	\$39,041.32	\$0.00	\$0.00	\$39,041.32	\$39,041.32	\$0.00
345004 Seguro Facultativo	\$85,800.00	\$0.00	\$85,800.00	\$0.00	\$85,800.00	\$0.00	\$0.00	\$85,800.00	\$0.00	\$0.00	\$0.00
350000 Servicios de instalación, reparación, mantenimiento y	\$151,500.00	\$279,511.36	\$431,011.36	\$342,164.04	\$88,847.32	\$342,164.04	\$0.00	\$88,847.32	\$342,164.04	\$342,164.04	\$0.00
352000 Instalación, reparación y mantenimiento de mobiliario y e	\$41,500.00	\$264,551.62	\$306,051.62	\$289,732.04	\$16,319.58	\$289,732.04	\$0.00	\$16,319.58	\$289,732.04	\$289,732.04	\$0.00
352001 Mantenimiento de Mobiliario y Equipo de Administración	\$41,500.00	\$264,551.62	\$306,051.62	\$289,732.04	\$16,319.58	\$289,732.04	\$0.00	\$16,319.58	\$289,732.04	\$289,732.04	\$0.00
355000 Reparación y mantenimiento de equipo de transporte	\$43,000.00	\$26,178.40	\$69,178.40	\$35,335.80	\$33,842.60	\$35,335.80	\$0.00	\$33,842.60	\$35,335.80	\$35,335.80	\$0.00
355001 Mantenimiento de Vehículos	\$43,000.00	\$26,178.40	\$69,178.40	\$35,335.80	\$33,842.60	\$35,335.80	\$0.00	\$33,842.60	\$35,335.80	\$35,335.80	\$0.00
357000 Instalación, reparación y mantenimiento de maquinaria, o	\$23,000.00	-\$1,314.86	\$21,685.14	\$0.00	\$21,685.14	\$0.00	\$0.00	\$21,685.14	\$0.00	\$0.00	\$0.00
357001 Mantenimiento de Maquinaria y Equipo	\$14,000.00	-\$2,000.00	\$12,000.00	\$0.00	\$12,000.00	\$0.00	\$0.00	\$12,000.00	\$0.00	\$0.00	\$0.00
357002 Mantenimiento e Instalación de Equipos y Herramientas p	\$9,000.00	\$685.14	\$9,685.14	\$0.00	\$9,685.14	\$0.00	\$0.00	\$9,685.14	\$0.00	\$0.00	\$0.00
358000 Servicios de limpieza y manejo de desechos	\$30,500.00	-\$11,846.80	\$18,653.20	\$13,653.20	\$5,000.00	\$13,653.20	\$0.00	\$5,000.00	\$13,653.20	\$13,653.20	\$0.00
358001 Servicio de Lavandería Limpieza y Fumigación	\$30,500.00	-\$11,846.80	\$18,653.20	\$13,653.20	\$5,000.00	\$13,653.20	\$0.00	\$5,000.00	\$13,653.20	\$13,653.20	\$0.00
359000 Servicios de jardinería y fumigación	\$13,500.00	\$1,943.00	\$15,443.00	\$3,443.00	\$12,000.00	\$3,443.00	\$0.00	\$12,000.00	\$3,443.00	\$3,443.00	\$0.00
359001 Servicios de jardinería y fumigación	\$13,500.00	\$1,943.00	\$15,443.00	\$3,443.00	\$12,000.00	\$3,443.00	\$0.00	\$12,000.00	\$3,443.00	\$3,443.00	\$0.00
360000 Servicios de comunicación social y publicidad	\$139,130.00	\$21,967.96	\$161,097.96	\$96,688.08	\$64,409.88	\$96,688.08	\$0.00	\$64,409.88	\$96,688.08	\$96,688.08	\$0.00
361000 Difusión por radio, televisión y otros medios de mensajes	\$14,000.00	\$14,000.00	\$28,000.00	\$1,194.00	\$26,806.00	\$1,194.00	\$0.00	\$26,806.00	\$1,194.00	\$1,194.00	\$0.00
361002 Impresiones y Publicaciones Oficiales	\$14,000.00	\$14,000.00	\$28,000.00	\$1,194.00	\$26,806.00	\$1,194.00	\$0.00	\$26,806.00	\$1,194.00	\$1,194.00	\$0.00
362000 Difusión por radio, televisión y otros medios de mensajes	\$125,130.00	\$7,967.96	\$133,097.96	\$95,494.08	\$37,603.88	\$95,494.08	\$0.00	\$37,603.88	\$95,494.08	\$95,494.08	\$0.00
362001 Difusión por radio, televisión y otros medios de mensajes	\$125,130.00	\$7,967.96	\$133,097.96	\$95,494.08	\$37,603.88	\$95,494.08	\$0.00	\$37,603.88	\$95,494.08	\$95,494.08	\$0.00
370000 Servicios de traslado y viáticos	\$71,270.00	-\$10,667.88	\$60,602.12	\$33,417.31	\$27,184.81	\$33,417.31	\$0.00	\$27,184.81	\$33,417.31	\$33,417.31	\$0.00
371000 Pasajes aéreos	\$10,000.00	\$217.00	\$10,217.00	\$10,217.00	\$0.00	\$10,217.00	\$0.00	\$0.00	\$10,217.00	\$10,217.00	\$0.00
371001 Pasajes aéreos	\$10,000.00	\$217.00	\$10,217.00	\$10,217.00	\$0.00	\$10,217.00	\$0.00	\$0.00	\$10,217.00	\$10,217.00	\$0.00
372000 Pasajes terrestres	\$5,900.00	-\$269.20	\$5,630.80	\$1,413.00	\$4,217.80	\$1,413.00	\$0.00	\$4,217.80	\$1,413.00	\$1,413.00	\$0.00
372001 Pasajes terrestres	\$5,900.00	-\$269.20	\$5,630.80	\$1,413.00	\$4,217.80	\$1,413.00	\$0.00	\$4,217.80	\$1,413.00	\$1,413.00	\$0.00
375000 Viáticos en el país	\$55,370.00	-\$10,615.68	\$44,754.32	\$21,787.31	\$22,967.01	\$21,787.31	\$0.00	\$22,967.01	\$21,787.31	\$21,787.31	\$0.00
375001 Viáticos en el país	\$55,370.00	-\$10,615.68	\$44,754.32	\$21,787.31	\$22,967.01	\$21,787.31	\$0.00	\$22,967.01	\$21,787.31	\$21,787.31	\$0.00
380000 Servicios oficiales	\$108,807.00	-\$37,970.37	\$70,836.63	\$47,319.19	\$23,517.44	\$47,319.19	\$0.00	\$23,517.44	\$47,319.19	\$47,319.19	\$0.00
381000 Gastos de ceremonial	\$10,000.00	-\$6,000.00	\$4,000.00	\$3,382.56	\$617.44	\$3,382.56	\$0.00	\$617.44	\$3,382.56	\$3,382.56	\$0.00
381001 Gastos de Ceremonial	\$10,000.00	-\$6,000.00	\$4,000.00	\$3,382.56	\$617.44	\$3,382.56	\$0.00	\$617.44	\$3,382.56	\$3,382.56	\$0.00



**Universidad Tecnológica Minera de Zimapán
HIDALGO**

Estado del Ejercicio del Presupuesto de Egresos por Capítulo del Gasto Al 30/sep./2024

Usu: finanzas
Rep: rptEstadoPresupuestoEgresos

Fecha y hora de Impresión | 18/oct./2024
10:10 a. m.

Objeto del Gasto	Aprobado	Ampliaciones / (Reducciones)	Presupuesto Vigente	Comprometido	Presupuesto Disponible para Comprometer	Devengado	Comprometido No Devengado	Presupuesto Sin Devengar	Ejercido	Pagado	Cuentas por Pagar Deuda
382000 Gastos de orden social y cultural	\$31,750.00	-\$8,173.74	\$23,576.26	\$20,576.26	\$3,000.00	\$20,576.26	\$0.00	\$3,000.00	\$20,576.26	\$20,576.26	\$0.00
382001 Gastos de orden social	\$31,750.00	-\$8,173.74	\$23,576.26	\$20,576.26	\$3,000.00	\$20,576.26	\$0.00	\$3,000.00	\$20,576.26	\$20,576.26	\$0.00
383000 Congresos y convenciones	\$22,057.00	-\$2,057.00	\$20,000.00	\$6,600.00	\$13,400.00	\$6,600.00	\$0.00	\$13,400.00	\$6,600.00	\$6,600.00	\$0.00
383001 Congresos, Convenciones	\$22,057.00	-\$2,057.00	\$20,000.00	\$6,600.00	\$13,400.00	\$6,600.00	\$0.00	\$13,400.00	\$6,600.00	\$6,600.00	\$0.00
385000 Gastos de representación	\$45,000.00	-\$21,739.63	\$23,260.37	\$16,760.37	\$6,500.00	\$16,760.37	\$0.00	\$6,500.00	\$16,760.37	\$16,760.37	\$0.00
385001 Gastos de representación	\$45,000.00	-\$21,739.63	\$23,260.37	\$16,760.37	\$6,500.00	\$16,760.37	\$0.00	\$6,500.00	\$16,760.37	\$16,760.37	\$0.00
390000 Otros servicios generales	\$622,751.00	-\$10,642.76	\$612,108.24	\$393,511.00	\$218,597.24	\$393,511.00	\$0.00	\$218,597.24	\$393,511.00	\$365,345.00	\$28,166.00
392000 Impuestos y derechos	\$177,110.00	\$4,890.00	\$182,000.00	\$143,910.06	\$38,089.94	\$143,910.06	\$0.00	\$38,089.94	\$143,910.06	\$143,910.06	\$0.00
392006 Pago de derechos	\$177,110.00	\$4,890.00	\$182,000.00	\$143,910.06	\$38,089.94	\$143,910.06	\$0.00	\$38,089.94	\$143,910.06	\$143,910.06	\$0.00
398000 Impuesto sobre nóminas y otros que se deriven de una re	\$364,784.00	\$0.00	\$364,784.00	\$203,720.00	\$161,064.00	\$203,720.00	\$0.00	\$161,064.00	\$203,720.00	\$175,554.00	\$28,166.00
398001 Impuesto sobre nóminas y otros que se deriven de una re	\$364,784.00	\$0.00	\$364,784.00	\$203,720.00	\$161,064.00	\$203,720.00	\$0.00	\$161,064.00	\$203,720.00	\$175,554.00	\$28,166.00
399000 Otros servicios generales	\$80,857.00	-\$15,532.76	\$65,324.24	\$45,880.94	\$19,443.30	\$45,880.94	\$0.00	\$19,443.30	\$45,880.94	\$45,880.94	\$0.00
399006 OTROS SERVICIOS GENERALES	\$80,857.00	-\$15,532.76	\$65,324.24	\$45,880.94	\$19,443.30	\$45,880.94	\$0.00	\$19,443.30	\$45,880.94	\$45,880.94	\$0.00
400000 TRANSFERENCIAS, ASIGNACIONES, SUBSIDIO	\$28,811,778.00	-\$28,811,778.00	\$0.00	\$0.00	\$0.00	\$0.00	\$0.00	\$0.00	\$0.00	\$0.00	\$0.00
410000 Transferencias internas y asignaciones al sector públic	\$28,811,778.00	-\$28,811,778.00	\$0.00	\$0.00	\$0.00	\$0.00	\$0.00	\$0.00	\$0.00	\$0.00	\$0.00
415000 Transferencias internas otorgadas a entidades paraestat	\$28,811,778.00	-\$28,811,778.00	\$0.00	\$0.00	\$0.00	\$0.00	\$0.00	\$0.00	\$0.00	\$0.00	\$0.00
415001 Transferencias internas otorgadas a entidades paraestat	\$28,811,778.00	-\$28,811,778.00	\$0.00	\$0.00	\$0.00	\$0.00	\$0.00	\$0.00	\$0.00	\$0.00	\$0.00
500000 BIENES MUEBLES, INMUEBLES E INTANGIBLE:	\$0.00	\$2,036,544.03	\$2,036,544.03	\$2,036,544.03	\$0.00	\$2,036,544.03	\$0.00	\$0.00	\$2,036,544.03	\$2,036,544.03	\$0.00
510000 Mobiliario y equipo de administración	\$0.00	\$699,989.74	\$699,989.74	\$699,989.74	\$0.00	\$699,989.74	\$0.00	\$0.00	\$699,989.74	\$699,989.74	\$0.00
515000 Equipo de cómputo y de tecnología de la información	\$0.00	\$699,989.74	\$699,989.74	\$699,989.74	\$0.00	\$699,989.74	\$0.00	\$0.00	\$699,989.74	\$699,989.74	\$0.00
515001 Bienes informáticos	\$0.00	\$699,989.74	\$699,989.74	\$699,989.74	\$0.00	\$699,989.74	\$0.00	\$0.00	\$699,989.74	\$699,989.74	\$0.00
520000 Mobiliario y equipo educacional y recreativo	\$0.00	\$1,325,217.51	\$1,325,217.51	\$1,325,217.51	\$0.00	\$1,325,217.51	\$0.00	\$0.00	\$1,325,217.51	\$1,325,217.51	\$0.00
521000 Equipos y aparatos audiovisuales	\$0.00	\$50,808.00	\$50,808.00	\$50,808.00	\$0.00	\$50,808.00	\$0.00	\$0.00	\$50,808.00	\$50,808.00	\$0.00
521001 Equipos y aparatos audiovisuales	\$0.00	\$50,808.00	\$50,808.00	\$50,808.00	\$0.00	\$50,808.00	\$0.00	\$0.00	\$50,808.00	\$50,808.00	\$0.00
529000 Otro mobiliario y equipo educacional y recreativo	\$0.00	\$1,274,409.51	\$1,274,409.51	\$1,274,409.51	\$0.00	\$1,274,409.51	\$0.00	\$0.00	\$1,274,409.51	\$1,274,409.51	\$0.00
529001 Equipo Educacional y Recreativo	\$0.00	\$1,274,409.51	\$1,274,409.51	\$1,274,409.51	\$0.00	\$1,274,409.51	\$0.00	\$0.00	\$1,274,409.51	\$1,274,409.51	\$0.00
560000 Maquinaria, otros equipos y herramientas	\$0.00	\$11,336.78	\$11,336.78	\$11,336.78	\$0.00	\$11,336.78	\$0.00	\$0.00	\$11,336.78	\$11,336.78	\$0.00
565000 Equipo de comunicación y telecomunicación	\$0.00	\$11,336.78	\$11,336.78	\$11,336.78	\$0.00	\$11,336.78	\$0.00	\$0.00	\$11,336.78	\$11,336.78	\$0.00
585001 Equipos y Aparatos de Comunicación y Telecomunicación	\$0.00	\$11,336.78	\$11,336.78	\$11,336.78	\$0.00	\$11,336.78	\$0.00	\$0.00	\$11,336.78	\$11,336.78	\$0.00
700000 INVERSIONES FINANCIERAS Y OTRAS PROVISI	\$1,223,675.00	\$32,511.36	\$1,256,186.36	\$0.00	\$1,256,186.36	\$0.00	\$0.00	\$1,256,186.36	\$0.00	\$0.00	\$0.00
790000 Provisiones para contingencias y otras erogaciones es	\$1,223,675.00	\$32,511.36	\$1,256,186.36	\$0.00	\$1,256,186.36	\$0.00	\$0.00	\$1,256,186.36	\$0.00	\$0.00	\$0.00
799000 Otras erogaciones especiales	\$1,223,675.00	\$32,511.36	\$1,256,186.36	\$0.00	\$1,256,186.36	\$0.00	\$0.00	\$1,256,186.36	\$0.00	\$0.00	\$0.00
799004 Provisión para erogaciones especiales	\$1,223,675.00	\$32,511.36	\$1,256,186.36	\$0.00	\$1,256,186.36	\$0.00	\$0.00	\$1,256,186.36	\$0.00	\$0.00	\$0.00
Total	\$39,814,717.00	-\$16,510,581.06	\$23,304,135.94	\$13,762,049.90	\$9,162,086.04	\$13,762,049.90	\$0.00	\$9,162,086.04	\$13,762,049.90	\$13,468,043.82	\$264,006.08




Universidad Tecnológica Minera de Zimapan
HIDALGO


Estado del Ejercicio del Presupuesto de Egresos por Capítulo del Gasto Al 30/sep./2024

Usu: finanzas
Rep: rptEstadoPresupuestoEgresos

Fecha y hora de Impresión | 18/oct./2024
10:10 a. m.

Objeto del Gasto	Aprobado	Ampliaciones / (Reducciones)	Presupuesto Vigente	Comprometido	Presupuesto Disponible para Comprometer	Devengado	Comprometido No Devengado	Presupuesto Sin Devengar	Ejercido	Pagado	Cuentas por Pagar Deuda
------------------	----------	---------------------------------	------------------------	--------------	---	-----------	------------------------------	-----------------------------	----------	--------	----------------------------


L.C. OLIVIA NAZARETH RAMIREZ ALVARADO
DIRECTORA DE ADMINISTRACION Y FINANZAS


DR. EDGAR MANUEL CASTILLO FLORES
RECTOR UNIVERSIDAD TECNOLOGICA MINERA DE ZIMAPAN

**Sector Paraestatal del Gobierno (Federal/Estatal/Municipal) de
 Universidad Tecnológica Minera de Zimapán , HIDALGO
 Estado Analítico del Ejercicio del Presupuesto de Egresos**

Usr: finanzas
 Rep: rptEstadoPresupuestoEgresos_UA3_GB_SC

Clasificación Administrativa
 Del 01/ene./2024 Al 30/sep./2024
 (Cifras en Pesos)

Fecha y hora de Impresión | 18/oct./2024
 10:08 a. m.

Concepto	Egresos					Subejercicio
	Aprobado	Ampliaciones / (Reducciones)	Modificado	Devengado	Pagado	
ENTIDADES PARAESTATALES EMPRESARIALES NO FINANCIERAS CON PARTICIPACIÓN ESTATAL MAYORITARIA	\$39,414,717.00	-\$16,510,581.06	\$22,904,135.94	\$13,752,049.90	\$13,488,043.82	\$9,152,086.04
Total del Egreso	\$39,414,717.00	-\$16,510,581.06	\$22,904,135.94	\$13,752,049.90	\$13,488,043.82	\$9,152,086.04



 L.C. OLIVIA NAZARETH RAMIREZ ALVARADO
 DIRECTORA DE ADMINISTRACION Y FINANZAS



 DR. EDGAR MANUEL CASTILLO FLORES
 RECTOR UNIVERSIDAD TECNOLÓGICA MINERA DE ZIMAPAN

Universidad Tecnológica Minera de Zimapán HIDALGO

Estado Analítico del Ejercicio del Presupuesto de Egresos

Clasificación Económica (por Tipo de Gasto)

Del 01/ene./2024 Al 30/sep./2024

(Cifras en Pesos)

Fecha y hora de Impresión | 18/oct./2024
10:07 a. m.

Usr: finanzas
Rep: rptEstadoPresupuestoEgresos_CL2

Concepto	Egresos					Subejercicio
	Aprobado	Ampliaciones / (Reducciones)	Modificado	Devengado	Pagado	
Gasto Corriente	\$39,414,717.00	-\$18,547,125.09	\$20,867,591.91	\$11,715,505.87	\$11,451,499.79	\$9,152,086.04
Gasto de Capital	\$0.00	\$2,036,544.03	\$2,036,544.03	\$2,036,544.03	\$2,036,544.03	\$0.00
Total del Egreso	\$39,414,717.00	-\$16,510,581.06	\$22,904,135.94	\$13,752,049.90	\$13,488,043.82	\$9,152,086.04

L.C. OLIVIA NAZARETH RAMIREZ ALVARADO

DIRECTORA DE ADMINISTRACION Y FINANZAS

DR. EDGAR MANUEL CASTILLO FLORES

RECTOR UNIVERSIDAD TECNOLÓGICA MINERA DE ZIMAPAN



Universidad Tecnológica Minera de Zimapán
HIDALGO

Estado Analítico del Ejercicio del Presupuesto de Egresos
Clasificación Funcional (Finalidad y Función)


Del 01/ene./2024 Al 30/sep./2024
(Cifras en Pesos)

Fecha y hora de Impresión | 18/oct./2024
10:09 a. m.

Usu: finanzas
Rep: rptEstadoPresupuestoEgresos_FN3

Concepto	Egresos					Subejercicio
	Aprobado	Ampliaciones / (Reducciones)	Modificado	Devengado	Pagado	
DESARROLLO SOCIAL	\$39,414,717.00	-\$16,510,581.06	\$22,904,135.94	\$13,752,049.90	\$13,488,043.82	\$9,152,086.04
EDUCACIÓN	\$39,414,717.00	-\$16,510,581.06	\$22,904,135.94	\$13,752,049.90	\$13,488,043.82	\$9,152,086.04
Total del Egreso	\$39,414,717.00	-\$16,510,581.06	\$22,904,135.94	\$13,752,049.90	\$13,488,043.82	\$9,152,086.04


L.C. OLIVIA NAZARENO RAMIREZ ALVARADO
DIRECTORA DE ADMINISTRACION Y FINANZAS


DR. EDGAR MANUEL CASTILLO FLORES
RECTOR UNIVERSIDAD TECNOLÓGICA MINERA DE ZIMAPAN